



Mendota's environmentally friendly, sealed combustion, direct vent fireplaces with the BurnGreen™ system are designed to meet exacting governmental EPA standards, as well as national LEED® and NAHB guidelines for high efficiency and low emissions.

Visit www.mendotahearth.com and click on the BurnGreen™ icon.



Model FV44i

MENDOTA

AMERICA'S LUXURY FIREPLACE

JOHNSON GAS APPLIANCE CO.
Gas Specialists Since 1901
520 E Avenue NW
Cedar Rapids, IA 52405

MENDOTA HEARTH DIVISION
High Performance Fireplaces
520 E Avenue NW
Cedar Rapids, IA 52405



Over a century of gas expertise

Scan the code
build your perfect Mendota insert



Visit our website at:
www.mendotahearth.com



facebook.com/mendotahearth

THE MENDOTA FIREPLACE EXPERIENCE

MENDOTA

AMERICA'S LUXURY FIREPLACE

Your Exclusive Mendota Dealer:



FULLVIEW GAS FIREPLACE INSERTS

Luxury where you live

There's much to love about a Mendota luxury gas fireplace insert.

It begins the first time you turn it on and are instantly rewarded with the incredible, authentic FullView log fire, the memory of messy ashes and hours spent stacking and storing wood vanquished with the touch of a button.


Then there's the quiet confidence of knowing every Mendota fire burns with a century-old tradition of craftsmanship and gas technology, where details such as true full seam welding, heavy-gauge steel and careful hand assembly deliver on the promise of a lifetime of comfort.

But it's the moment you linger in the doorway that the feeling of luxury truly hits home. The realization that your Mendota fireplace indulges you with ease, warmth and great satisfaction each and every day.

That's not just luxury—it's luxury where you live.



Model FV44i shown with Layered Wide and Narrow Grace fronts in Antique Copper and Brushed Chrome, Black Porcelain Reflective interior lining and Grace Frame



Sleek and sophisticated, Grace's true beauty lies in her ability to change her look at a moment's notice. Arched and frame designs in two widths, used alone or in concert, and touches such as optional accent corners and accent bars, dome rivets plus a choice of five finishes let you create the hearth you've always envisioned.

Grace fronts, optional accent corners and dome rivets available in Black, Antique Copper, Brushed Chrome, Swedish Nickel and Vintage Iron finishes with permanent firescreens (dome rivets not available in Vintage Iron)



Grace

Model FV33i




Strong and simple best describes the Traditions front. It grounds your fireplace as the center of your household with surrounding metal bands and optional riveted accent corners.

Available in Black, Antique Copper, Swedish Nickel and Vintage Iron finishes with optional Black accent corners



Traditions

Model FV44i



Designed for those who want minimal visual interruption of the beautiful Mendota fire.

Available in Black finish



Basix

Model FV33i



Focus on the fire

With the exact look and feel of a woodburning fireplace, Mendota's award-winning log fire will quickly become the focal point of your room. The unique FullView design places the fire on the hearth, with no telltale louvers or raised platform to hide the controls. In the end, there's just you and the beautiful fire—the way the experience was always meant to be. Best of all, every Mendota insert is an ANSI/AGA certified high efficiency wall furnace that adjusts from a roaring fire with lots of heat to the lazy flames of a romantic late night campfire with the touch of a button. And it's all done in an environmentally responsible way.



Frame it in style

A big part of the Mendota fireplace experience is choosing just the right front, accessories and interior lining. The excitement of seeing how their shape and color come together to transform your room.

Whatever mood you wish to create—sophisticated, subtle, bold or rugged—Mendota has created a beautiful, precision-crafted front to frame your fire and enhance your unique style.

Design it online

Visit www.mendotahearth.com to view videos of the fire in action and design your perfect fireplace online.



All Mendota door sets extend over the entire fireplace, giving it the largest possible appearance. They also open to allow you to take full advantage of the beautiful, FullView fire.


Like a loyal companion, the Stella fireplace front greets you with an adoring spirit every time you sit in front of the fire. Overlapping geometric shapes create a focal point for the flames without overpowering the hearth.

Available in Black, Antique Copper, Swedish Nickel and Vintage Iron finishes with permanent firescreens




Model FV44i

Stella



Stella Blue is never far from her owner Bill O'Donnell, president of Mendota Hearth Division. It seemed only natural to name one of our truest fireplace front designs after this four-legged member of the Mendota family.




With its handsome lines and elegant arched doors, Bentley redefines the shape of luxury in today's homes. Made warm and welcoming by the Mendota FullView fire, the Bentley's regal, stately presence instantly transforms your room.

Available in Black, Antique Copper, Gold, Gun Metal, Swedish Nickel and Vintage Iron finishes with permanent firescreens



Model FV44i

Bentley




Homestead doors embody the simplicity and quality that are hallmarks of farmhouse style. The traditional steel finish and corner detailing lend a subtle touch that accents the beautiful flames.

Available in Black, Antique Copper and Vintage Iron finishes with permanent firescreens



Model FV33i

Homestead




Patent-pending design

Duchess

Frame your fire with exquisite stained glass insets and delight in watching the flames dance and flicker through a spectrum of colors. The Duchess front infuses your room with elegance and grace.

Available in Black, Antique Copper and Swedish Nickel finishes with a choice of Autumn, Desert Vista, Moonlight Clear or Sunrise stained glass color insets



Willow

Inspired by the sweeping branches of the weeping willow. The bold look of precision-cut steel is softened by graceful curves, creating a balance of thick and thin, strength and comfort. Operable doors let you enjoy the flames of your Mendota insert to the fullest.


Available in Black, Antique Copper, Swedish Nickel and Vintage Iron finishes with permanent firescreens



Andover

Nothing re-creates the mood of traditional New England like Mendota's popular Andover design. Classically styled doors combine with artistically hand-molded logs to create the illusion of a woodburning fireplace.

Available in Black finish with permanent firescreens



Pioneer

Settle in for a long evening, or a long winter, in the comforting glow of your Mendota FullView insert outfitted with Pioneer firescreen doors. They capture classic woodburning fireplace ambiance, updated with twin firescreen doors in place of a traditional drape pull.




Available in Black finish

Customize your FullView Insert With a Choice of Interior Linings

Choose from Red Soldier Course Brick or Black Porcelain Reflective linings to make your Mendota FullView fireplace insert as engaging to look at when the fire's off as when it's on.



Red Soldier Course Brick



Black Porcelain Reflective

BurnGreen™ Comfort Control, With Just a Simple Touch

BurnGreen™ means burning smarter, giving you choices to conserve fuel and help the environment. It allows you to easily:

- Turn the pilot and burners on and off
- Adjust the heat output to your comfort
- Turn the blowers on and off or adjust blower air output
- Turn the FireLight on and off
- Even turn off the rear burner on mild days and late nights

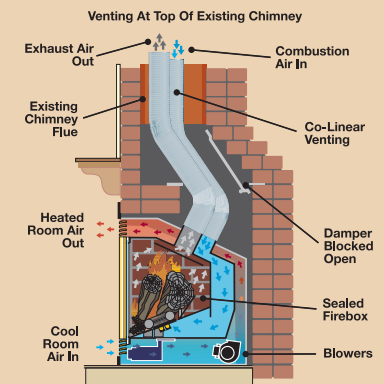
You can accurately control room temperature using the remote control's smart digital thermostat. Simply set the temperature, and the burner will automatically turn down as room temperature nears the set temperature.



Mendota Sealed Combustion, Direct Vent Technology

Mendota's sealed combustion, direct vent system draws air for combustion from outside the home into a sealed firebox. Exhaust is expelled through a separate vent. Room air is heated and recirculated.

The system keeps warm air *in* and cold air *out*. This assures high air quality, maximum efficiency and trouble-free operation in today's tight homes.



Save Energy by “Zone Heating” With a Mendota Gas Fireplace Insert

Heat the room you use the most. With an energy efficient Mendota gas fireplace insert in the room you use the most, you can turn down the central heat, enjoy the beauty, warmth and fascination of Mendota's award-winning log fire, and save valuable dollars on your energy bill.


FireLight Accents your Hearth, With or Without Flames

Included with every FullView insert. Use our FireLight accent lighting system when the fire's on to add extra drama and detailing to the interior lining and logs. Or enjoy the ambiance and gentle glow without flames or heat during warmer months.




Mendota's environmentally friendly, sealed combustion, direct vent fireplaces with the BurnGreen™ system are designed to meet exacting governmental EPA standards, as well as national LEED® and NAHB guidelines for high efficiency and low emissions.

Mendota FullView FV33i & FV44i Direct Vent Gas Fireplace Insert Specifications



Shown with Homestead doors in Vintage Iron



Shown with Andover doors in Black

	FV33i	FV44i
A	24" 27" 31"	31" 33" 36"
B	36" 40" 44"	44" 48" 52"
C	30-5/16"	35"
D	22-1/4"	24"
E	15-5/8"	16-3/8"
F	1-3/4"	1-3/4"
G	18-1/4"	23-3/4"

Minimum Fireplace Opening Requirements for FV33i & FV44i Inserts:
FV33i: 31-1/16" Wide x 18-3/8" High x 15-3/4" Deep
FV44i: 34-1/2" Wide x 24" High x 17" Deep

FV33i Andover Arched Faceplate
H-28-7/8" I-40-1/4" J-24-7/8" RADIUS-52-11/32"

FV33i Bentley Arched Faceplate
H-28-7/8" I-40-1/4" J-22-7/8" RADIUS-36-7/8"

FV33i Grace Arch Arched Faceplate
H-23-25/32" I-33" J-19-5/32" RADIUS-31-11/16"

FV44i Andover & Bentley Arched Faceplate
H-33-3/8" I-44" J-27-3/8" RADIUS-43-1/32"

FV44i Grace Arch Arched Faceplate
H-29-9/32" I-37-3/8" J-24-1/2" RADIUS-38-15/16"

Products, specifications and prices subject to change without notice. Consult our Owner's Manual for all final dimensions. Mendota products are manufactured in the U.S.A.



Specifications		
BTUH	FV33i - Hi 31,000 Lo 10,000	FV44i - Hi 40,000 Lo 15,300
Efficiency	Up to 86.3%	
Gas Supply	Natural or LP	
Vent Size	3" Intake, 4" Exhaust	
Safety System	AGA Certified IPI Auto Electronic Ignition System Activated with Thermostatic Remote Control	
Safety Tested	Intertek to CGA/AGA/ANSI Standards	
Weight	FV33i - 175 lbs.	FV44i - 200 lbs.

Standard Equipment:
One ceramic plaque burner & one tube burner* (back burner turn-off from remote control), premium fiber log set, grate, embers & coals, AGA certified safety system, IPI electronic ignition, two blowers, remote control with flame & fan modulation & accent lighting control, FireLight accent lighting. *FV33i has two tube burners.

Options:
Mendota fronts & doors; Three sizes faceplate surrounds & an arched faceplate surround; Custom sized faceplate surrounds; Black Porcelain Reflective & Red Soldier Course Brick interior linings. **You must select an interior lining to operate the unit. Check with your dealer for colors and availability.